

## STAINLESS STEEL FLEXIBLE HOSE AND EXPANSION JOINT

### APPLICATION

Working Pressure: 16/25/40

Working Temperature: 220°C

Flanged to: BS4504 PN16/25/40, JIS 10K/16K/20K, ANSI# 125,150, 300

Sluice: Water, Steam, Turbinnes, Gas, Fuel Oil, Air, etc.

Fig.503

Size (mm)	Length (mm)	Lateral Movement (mm)	Woring pressure (kg/cm2)
15	300	10	25/40
20	300	10	25/40
25	300	10	25/40
32	300	10	25/40
40	300	10	25/40
50	300	10	25/40
65	300	10	25/40
80	300	10	25/40
100	300	10	25/40
125	300	10	25/40
150	300	10	25/40
200	300	10	25/40
250	300	10	25/40
300	300	10	25/40
350	300	10	25/40
400	300	10	25/40

Fig.504

Size (mm)	Length (mm)	Lateral Movement (mm)	Woring pressure (kg/cm2)
15	120	±15	16/25
20	120	±15	16/25
25	120	±15	16/25
32	150	±15	16/25
40	150	±15	16/25
50	150	±15	16/25
65	150	±20	16/25
80	150	±20	16/25
100	200	±20	16/25
125	200	±20	16/25
150	200	±20	16/25
200	250	±20	16/25
250	250	±20	16/25
300	250	±20	16/25
350	250	±20	16/25
400	300	±20	16/25
450	300	±20	16/25
500	300	±20	16/25
600	300	±20	16/25

Note:

- Special length available L=500, 750,1000, 1500, 2500 mm for Fig: 503
- Large size and different material available on request.

Fig. 503 & 504  
PN16/25/40  
DN 15-600

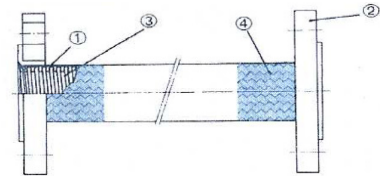



Fig. 503

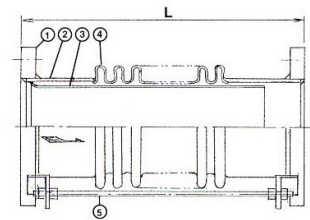



Fig. 504